


# LAMB PET DIARY 2023



# INFORMATION

Name \_\_\_\_\_

Age \_\_\_\_\_

Address \_\_\_\_\_

School \_\_\_\_\_

My Lamb's Name \_\_\_\_\_

Breed \_\_\_\_\_

Birth Date \_\_\_\_\_

My Lamb is a ewe lamb / ram

We found my lamb / I got my lamb from another farm

My Lamb was a single, twin or triplet

# TRAINING TIPS

You will need to train your lamb to walk forward beside you, to turn, and to stop to get ready for pet day.

## Coming to your Call

When teaching your pet lamb to come to you, teach it with treats, each time you call it to come, either give it its normal milk or give it another treat and give it lots of pats.

## Leading

Put a small dog collar on your lamb's neck and attach a dog lead. When you want your lamb to move forwards with you start walking and pull softly on the lead, when your lamb takes a step forward give it a treat. Repeat doing this until your lamb understands what you are trying to do.



### Stopping

When you want to stop your lamb gently pull on the lead rope and remember to practice standing still as well. Make sure you don't yank on the lead too hard as this will scare your lamb and will hurt its neck.

### Tying Up

You can also teach your lamb how to tie up. Just tie the lead around a post, when your lamb stands there quietly reward it with a treat or take it away for a walk or back to its pen.

### Keep it Fun

Remember to keep training fun, praise and pat your lamb lots and give it treats when it does things right, keep training short so you both don't get tired and bored.

## **WEEK 1 - What my lamb has been doing.**

Make sure it has had colostrum from its mother, if not you will either need to buy some or get some from a dairy farmer.

Before your lamb gets home, make sure you have a safe pen with shelter, clean water, fresh grass, milk and a bottle & teat.

---

---

---

---

---

---

---

---

---

---

## **WEEK 2 - What my lamb has been doing.**

**Is your lamb feeding well?**

Put a collar on your lamb and start teaching it to lead for a short time after school each day.

Make sure you pat it lots and brush it so it becomes your friend.

---

---

---

---

---

---

---

---

---

---

## **WEEK 3 - what my lamb has been doing.**

**Can your lamb lead and tie up yet?**

Check its collar isn't too tight now that it has grown.

---

---

---

---

---


---

---

---

---

---



**WEEK 4 - what my lamb has been doing.**

**Are you leading your lamb everyday and walking in different patterns?  
Can you stand still with your lamb? Get Mum & Dad to come and pat your lamb and pretend to be the judge at pet day for you to practice.**

---

---

---

---

---


---

---

---

---

---



**WEEK 5 - what my lamb has been doing.**

Are you getting pretty good at leading now?

Make sure you only brush your lamb or wash with water, don't ever use shampoo on your lamb as this will make its coat no longer waterproof.

---

---

---

---

---

---

---

---

---

---

**WEEK 6 - What my lamb has been doing.**

What is your favourite activity to do together?

---

---

---

---

---

---

---

---

---

---

